

BULLDOG LIGHT DUTY RESCUE

BD0037 - AVAILABLE FOR QUICK DELIVERY

**STARTING AT
\$278,996**



CHASSIS

- International CV515 2 Dr 4x4 Chassis
- International 6.6 350 HP Engine
- Allison 2750 EVS Transmission
- Front Axle: 7,500 lbs.
- Rear Axle: 15,500 lbs.
- Wheelbase: 165"

BODY

- Federal Signal LED Warning
- FRC LED Scene Lighting
- 157" Walk-Around Rescue Constructed of 3/16" Aluminum
- ROM Roll-up Doors with Brushed Aluminum Finish
- Durable Scuff Resistant Compartment Finish

COMPARTMENTATION

LS Compartment #1: L-1 Transverse

62" High x 55" Wide x Transverse / 26" deep

LS Compartment #2: L-2 Non-Transverse

33" High x 53" Wide x 26" deep

LS Compartment #3: L-3 Non-Transverse

62" High x 46" Wide x 26" Deep

RS Compartment #1: R-1 Transverse

62" High x 55" Wide x Transverse

RS Compartment #2: R-2 Non-Transverse

33" High x 53" Wide x 26" Deep

RS Compartment #3: R-3 Non-Transverse

62" High x 46" Wide x 26" Deep

Rear Compartment:

58" high x 44" Wide x 96" Deep

(Above Framerrails) 12" Deep Below Frame Rails

ASK ABOUT OUR CUSTOM UPFITS

TAILORED TO YOUR DEPARTMENT'S NEEDS.



888-515-5145

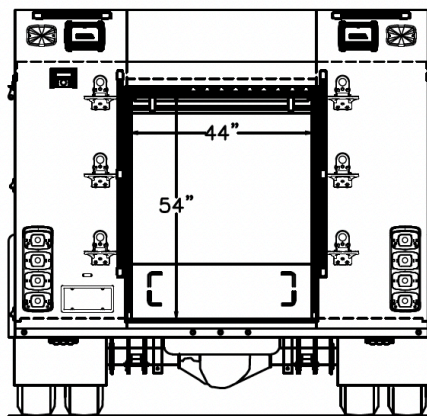

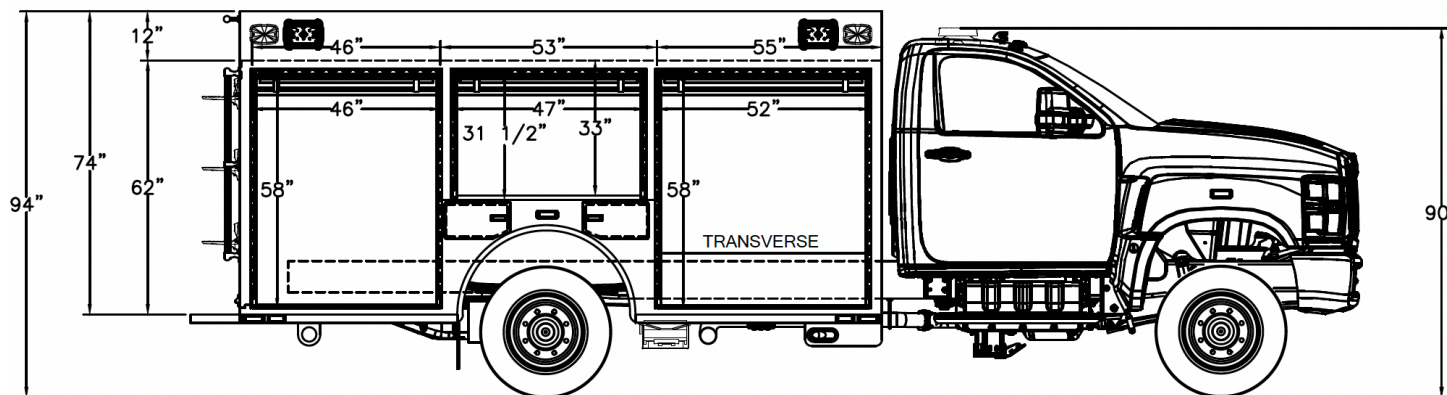
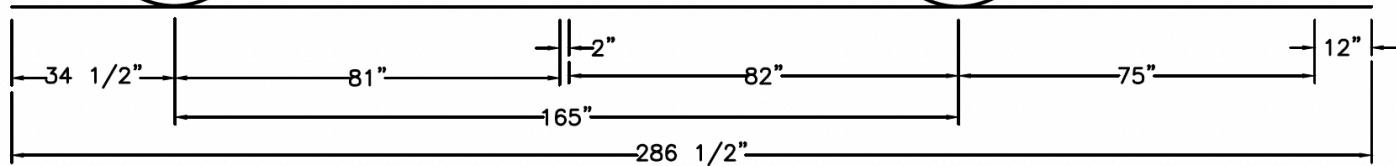
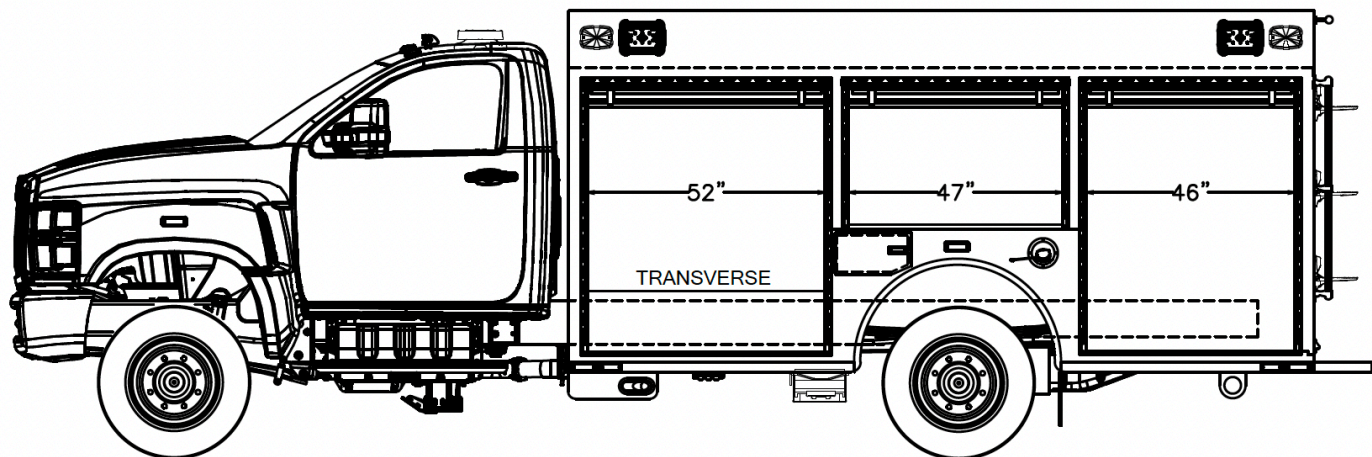
CONTACT US TODAY

bulldogfireapparatus.com



BULLDOG LIGHT DUTY RESCUE

BD0037 - AVAILABLE FOR QUICK DELIVERY



888-515-5145
CONTACT US TODAY
bulldogfireapparatus.com

