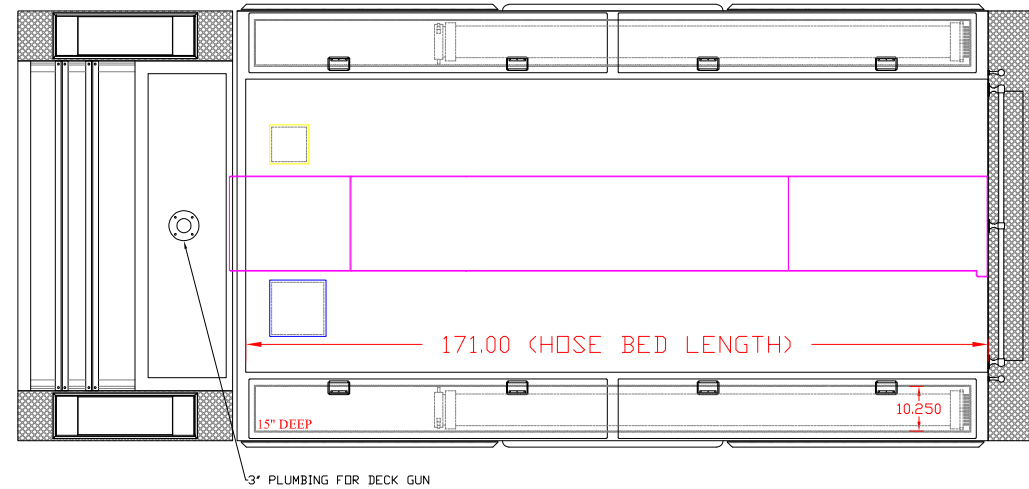


COMPARTMENT DIMENSIONS			
COMPT.	OPENING	INTERIOR	
L1/R1	47.50W X 64.75H	50W X 73H X 15D	15D UPPER 28D LOWER
L2/R2	55.50W X 32.50H	58W X 41H X 15D	
L3/R3	47.50W X 64.75H	50W X 73H X 15D	15D UPPER TRANS. LOWER
B1	43.50W X 19.50H	46W X 28H X 39D	

IT IS UNLAWFUL TO COPY OR REPRODUCE ANY OR ALL OF THIS DRAWING WITHOUT THE WRITTEN PERMISSION OF FERRARA FIRE APPARATUS. ANY UNAUTHORIZED REPRODUCTION WILL RESULT IN PROSECUTION TO THE FULLEST EXTENT OF THE LAW. DIMENSIONS AND ITEM LOCATIONS ARE APPROXIMATE AND ARE SUBJECT TO DEVIATIONS THAT MAY OCCUR OR BE NECESSARY DURING CONSTRUCTION. SOME DETAILS MAY NOT BE SHOWN.

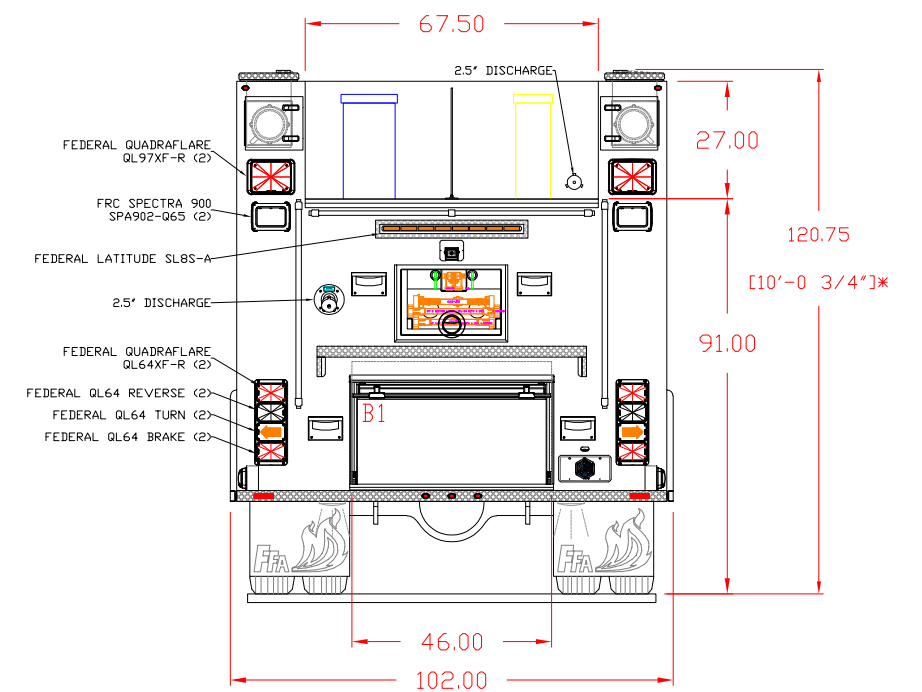
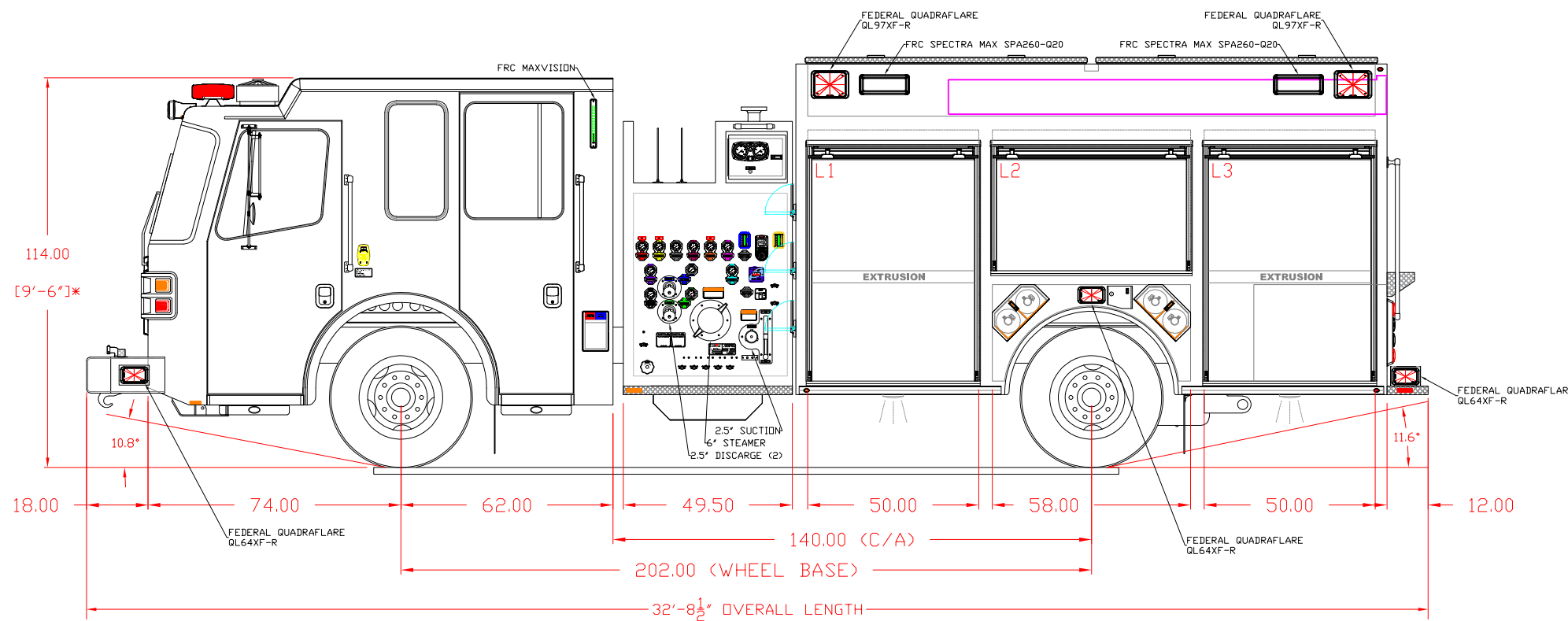


**BULLDOG FIRE APPARATUS**  
**JOB NO.: H7329**  
**1,500 GPM WATEROUS CSU PUMP**  
**1,000 GALLON WATER TANK**  
**20 GALLON FOAM TANK**

**CUSTOMER APPROVAL**

NAME: \_\_\_\_\_  
 BY: \_\_\_\_\_  
 TITLE: \_\_\_\_\_  
 DATE: \_\_\_\_\_

DRAWING IS A VISUAL REPRESENTATION OF A SPECIFIED APPARATUS. IN THE EVENT OF DISCREPANCIES BETWEEN SPECIFICATIONS AND DRAWING, THE SPECIFICATIONS SHALL PREVAIL. DRAWING IS FOR REFERENCE ONLY. SOME DETAILS MAY NOT BE SHOWN OR NOTED.



**12-05-23 APPROVAL (AN)**

\*HEIGHT COULD VARY +/- 2" BASED ON LOADING OF VEHICLE