



## HEAVY RESCUE

All communities have distinctive yet common goals on how their rescues are laid out, deployed then executed at the scene. The Ferrara Heavy Rescues are "MISSION DRIVEN" and designed with our customers to get the maximum performance capabilities out of each truck.


Whether it is a walk-in or walk around, our fire bodies are made from 3/16" extruded aluminum and can be configured in many different ways. Installed on our custom chassis, the Ferrara Heavy Rescue is truly strong as a tank and ready to perform in the most extreme situations.

## SPECIFICATIONS


Chassis:	Cinder and Igniter up to 450hp Inferno up to 600hp Ultra up to 500hp
Body:	Extruded Aluminum Modular 12 Gauge Galvanneal Modular 3/16" Aluminum Modular 12 Gauge Stainless Steel
Compartments:	Customized for a walk around, walk-in design or a combination
Compartment Doors:	Roll up, solid pan construction or both
Equipment Mounts:	Custom fabricated brackets and toolboxes engineered to fit your equipment
Warranty:	Cab and body structural is 10 year or 100,000 miles



## FEATURES & OPTIONS



Generators: direct drive PTO, hydraulic and diesel



Rescue tool systems



Equipment mounting and storage



Breathing air systems



Scene lighting




Roof top compartments



Custom bumper compartments



Walk-in heavy duty interior



Walk-in command interior

